

Home'Bank Offline

How to convert your beneficiaries from BBAN to IBAN?

Description

This procedure will help you to convert all your domestic beneficiaries to IBAN beneficiaries in Home'Bank Offline for PC.

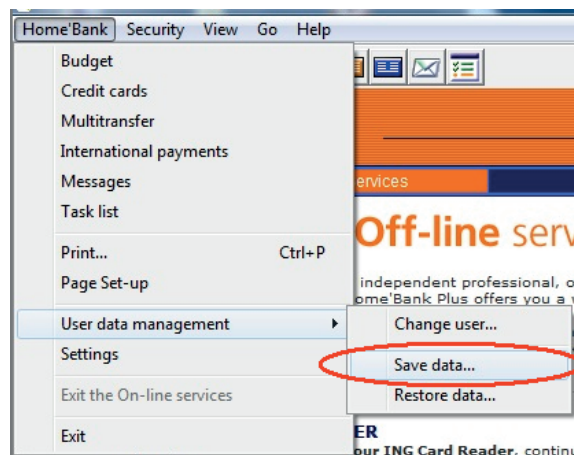
Procedure

Save your data

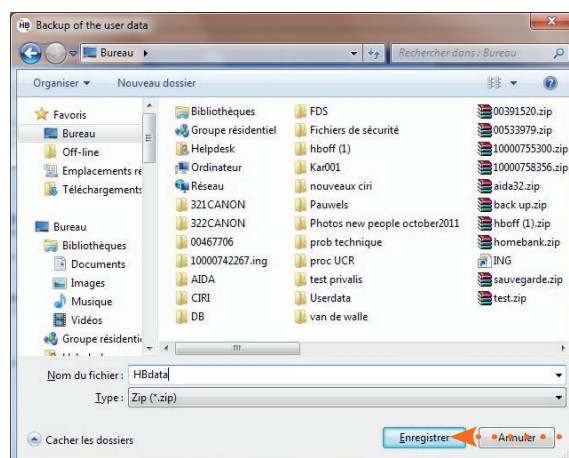
For security reasons, it is important to make a backup of your data.

To save your personal data (history, beneficiaries ...), proceed as follows:
Open the Home'Bank Offline software.

Via "Home'Bank > User data management", click on "Save data...".



Name the file "Backup Home'Bank" or choose a name you can remember easily.
Choose the location where you want to save this file and click on "Save".



The necessary files have been saved.

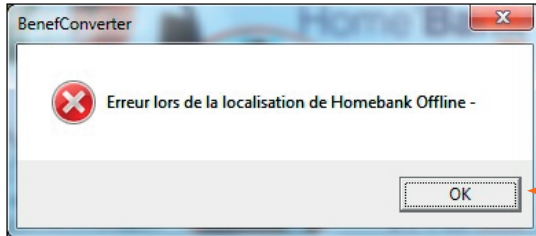
Close the Home'Bank Offline software before proceeding.

Convert the beneficiaries

Download the [conversion tool for beneficiaries](#).

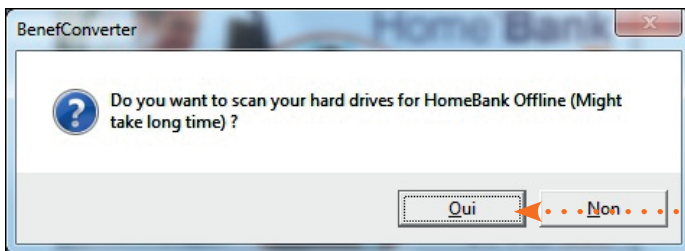
Double click on the file "benefconvertor.exe" to execute it.

The program will automatically find the folder which contains the database. You can then go directly to the next step. If the conversion tool does not find your database, the following message is displayed.



Click on "OK"

The tool then asks if you want to scan your hard drives to find the database.



Click on "YES" to run the scan.

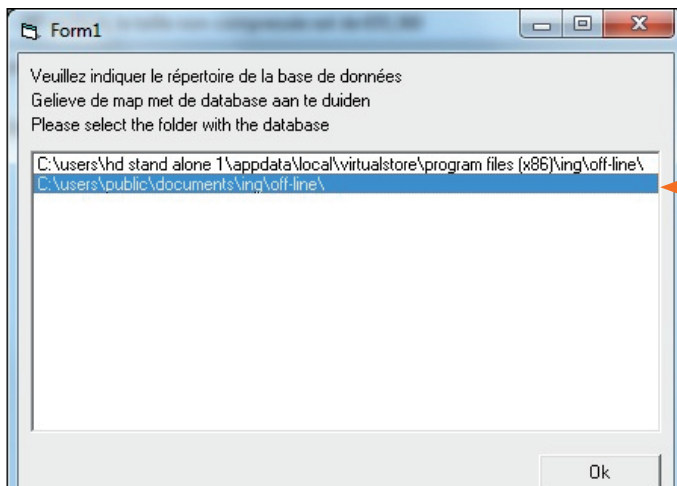
Please wait during the scan of your hard drives.



The program will show you the results.

For Windows XP, please select "C:/Program Files/ING/Offline".

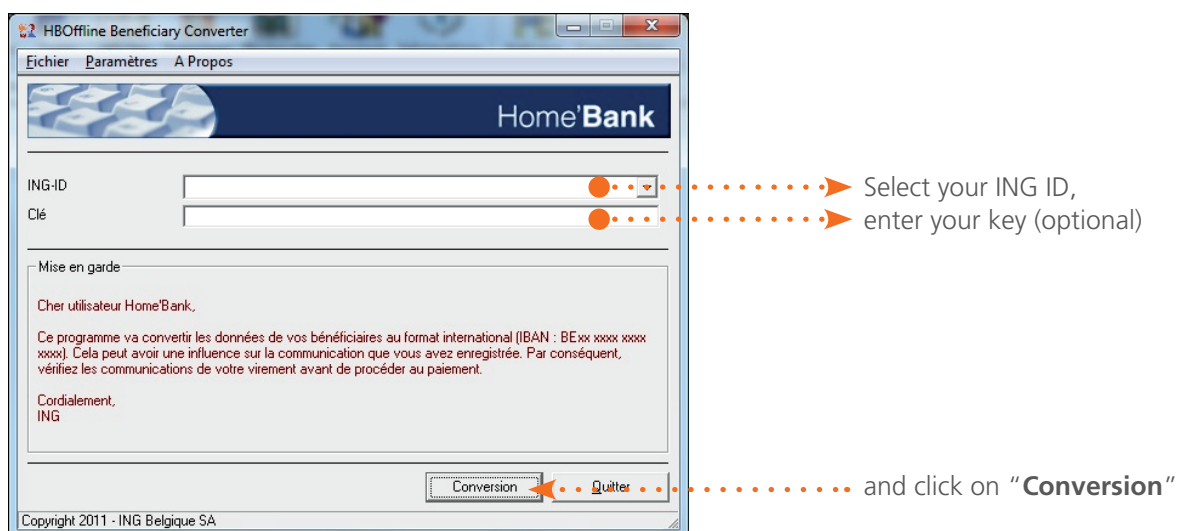
For Windows Vista/Windows 7, please select "C:/users/Public/Documents/ING/Offline".



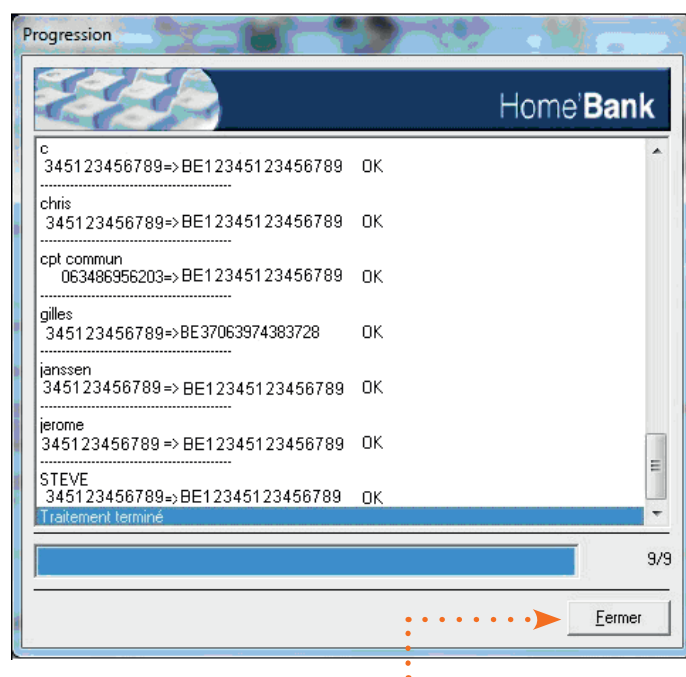
Example from Windows Vista/Windows 7: select the right path and click on "OK"

Select your ING ID and enter your key.

Note that the key is an optional code, it is therefore possible that you do not have one.



The tool will automatically convert your beneficiaries.



When it is completed, click on **“Close”**. All your domestic beneficiaries are now converted to the IBAN format.