

Home'Bank Offline

How to convert your beneficiaries from BBAN to IBAN?

Description

This procedure will help you to convert all your domestic beneficiaries to IBAN beneficiaries in Home'Bank Offline for Mac.

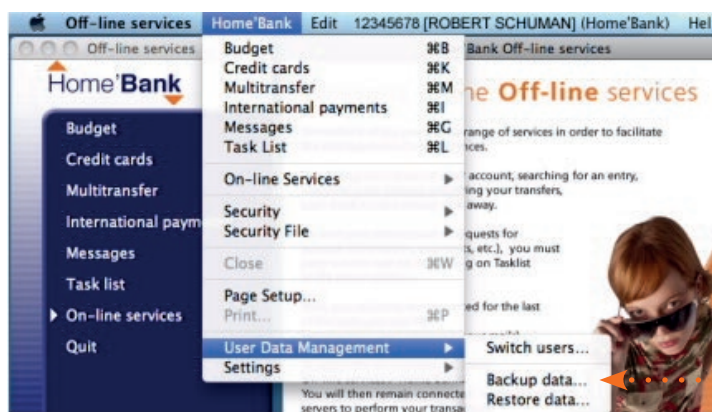
Procedure

Backup your data

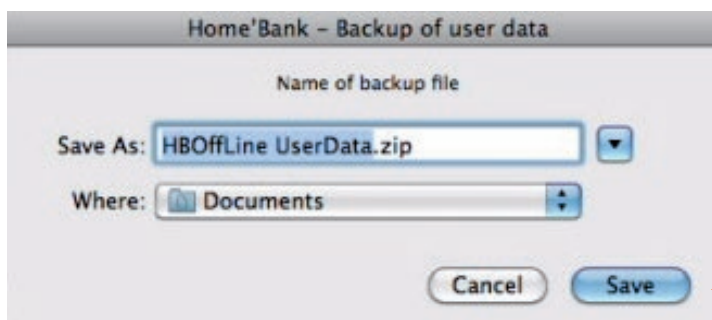
For security reasons, it is important to make a backup of your data.

To save your personal data (history, beneficiaries ...), proceed as follows:
Open the Home'Bank Offline software.

Via "Home'Bank > User data management", click on "Backup data...".



Choose the location where you want to save the file and click on "Save".

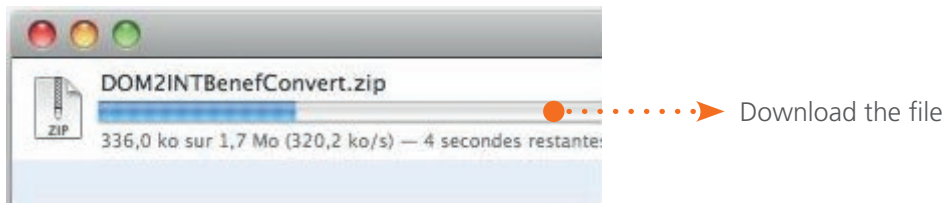


Your file will be saved.

Close the Home'Bank Offline software before proceeding.

Convert the beneficiaries

Download the [conversion tool for beneficiaries](#).

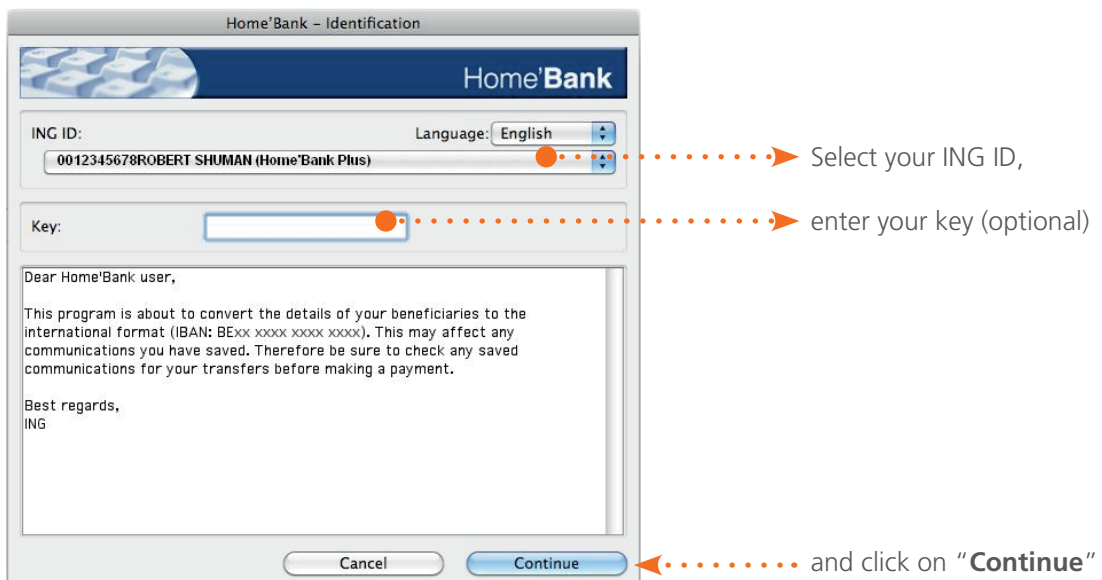


Then, click on the file "DOM2INTBenefConvert" to execute it.

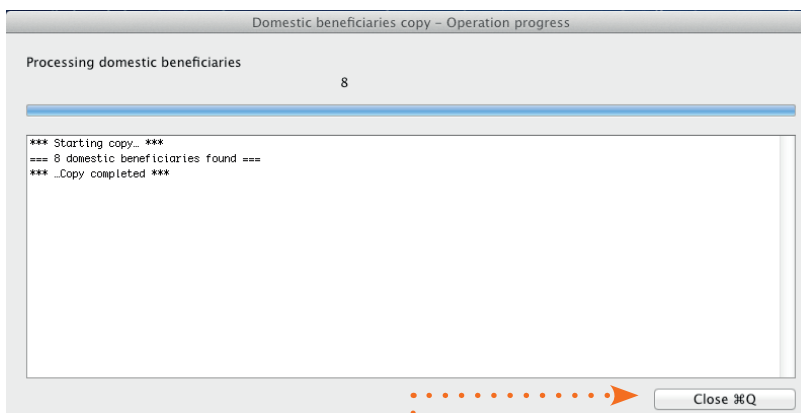


Select your ING ID and enter your key.

Note that the key is an optional code, it is therefore possible that you do not have one.



The tool will automatically convert your beneficiaries.



When it is completed, click on "Close". All your domestic beneficiaries are now converted to the IBAN format.